





Beyond Green Cleaning

Grill & Hood Care™

-  **Versatile** - Cleans and solves the toughest kitchen ovens, grills and exhaust hood-cleaning tasks as well as cleaning pots, pans and trays.
-  **Effective** - Microbe-Powered - Penetrates and dissolves burned-on, baked-on carbon, grease and food deposits.
-  **Powerful** - Produces a "super-cling" foam for quick, initial penetration and prolonged contact time.
-  **Safe** - Bio-based using only 100% all-natural ingredients.



Product Advantages

**Use on grills,
hoods and
ovens.**

**Dissolves baked-
on FOG.**

**Odorless and
water-based.**

**Acid-free and
caustic-free.**

**Convenient,
ready-to-use,
no mixing.**

Product Specifications

| | |
|-----------------|----------|
| pH: | Neutral |
| Appearance: | Liquid |
| Color: | Clear |
| Flash Point: | None |
| Fragrance: | None |
| Shelf-Stability | One year |

What is Complete Grill & Hood Care™?

A Hood Cleaner - Dissolves fats, oils and greases ("FOG") and removes carbonized and greasy soils from hood vents and filters.

An Oven Cleaner - Super-cling foam cuts through baked-on grime and soils on hard-to-clean ovens and clings to vertical surfaces for better cleaning action.

A Grill Cleaner - Removes grease and soot from grills and replaces highly-toxic, caustic and fume-generating cleaners without sacrificing performance.

Pots, Pans & Trays - Dissolves and removes baked-on, burnt-on grease and carbon from pots, pans and trays as well as heavily-soiled waffle makers, rotisseries, pizza ovens, popcorn kettles and woks.

Complete Grill & Hood Care™ may be used for quick clean-ups or thorough cleanings. Complete Grill & Hood Care™ has no unpleasant odors or fumes often associated with oven-cleaning products.

How to Apply?

Hood Cleaning: Pre-treat all surfaces of the hood by spraying directly onto the hood and allow the product to work for 5 minutes. Agitate using a scouring pad and rinse with water or wipe clean using a damp cloth. Heavy deposits may require more than one application.

Oven Cleaning: Turn oven off and allow to cool before applying product. Apply undiluted product to sides and top of oven first, then to remaining surfaces. Allow cleaner to work for 5 minutes. Wipe with damp cloth or sponge and rinse with water. Heavy deposits may require more than one application. After cleaning, heat oven to 95°C. for 10 minutes before using.

Grill Cleaning: When grill is cool, remove excess grease and food deposits. Apply undiluted product onto grill. Lightly agitate with a scouring pad. Rinse with water. After cleaning, heat grill to 95°C. for 10 minutes before using.

Pots, Pans & Trays: Pre-spray pots, pans and trays with undiluted product and wait 5 minutes. Agitate heavy deposits with a scouring pad and rinse with water.

How is it Packaged?

It is packaged - 750m, 5L, 20L



Hoods



Ovens



Grills