





# Beyond Green Cleaning ™

## Grease Buster™




-  **Powerful** - Concentrated, microbe-powered cleaner which dissolves fats, oils, greases ("FOG") and food wastes.
-  **Fast** - Provides a "deep cleaning" quickly penetrating porous surfaces and attacking greasy, slippery films.
-  **Versatile** - Reduces fly infestations and eliminate odors.
-  **Safe** - Bio-based using only 100% all-natural ingredients.



Mop



Spray



Floor Scrubber



FoamGun

### What is Grease Buster™?

**FOG Digester** - Grease Buster™ is a combination of all-natural microbes and enzymes to consume fats, oils and greases, as well as food waste. Digests it into carbon dioxide and water. Attacks and dissolves proteins, sugar and greasy soils.

**Cleaner** - Grease Buster™ provides a "deep-cleaning" of floors, walls, food-preparation surfaces, tables, etc. Penetrates, dissolves and removes tough soils from a variety of surfaces on a daily basis. Safe for use on any water-safe surface.

### Why is Grease Buster™ Better Than Degreasers?

Degreasers only smear FOG and re-deposit the oily, slick residue on floors, walls and equipment "re-greasing" the surfaces. The use of standard degreasers only emulsifies or liquefies the FOG and allows it to re-deposit in hard-to-reach areas, drains and grease traps. Unlike degreasers, which only liquefy FOG, Grease Buster™ digests it completely eliminating the slick, oily film.

### Where to Use?

Kitchens, meat rooms, quarry tiles, service counters, equipment, floors, tables and walls.

### How to Apply?

**Mopping:** Dilute product (1:32 - 1:10) with water depending on grime type and concentration. Saturate area with diluted product and mop in a normal manner or squeegee into drain.

**Spray-N-Wipe:** Dilute product (1:16 - 1:10) with water depending on grime type and concentration. Spray surface and wipe with sponge or cleaning cloth.

**Auto Floor Scrubber:** Dilute product (1:25 - 1:12) with water depending on grime type and concentration. For best results, employ the double-scrub method.

**Foam Gun:** Remove excess grime. Fill foam gun bottle and dilute 1:20. Spray onto all washable surfaces and let set for 5 minutes. Agitate with brush if necessary. Rinse thoroughly with water. Let surfaces air dry.

### How is It Packaged?

It is packaged - 750ml, 5L, 20L

## Product Advantages

Consumes FOG.

Provides a deep cleaning.

Concentrated formula.

Eliminates slippery floors.

NSF-approved.

Neutral pH.

#### Product Specifications

pH:	Neutral
Appearance:	Liquid
Color:	Amber
Flash Point:	None
Fragrance:	None
Shelf-Stability	One year